

D4.4 PROJECT WEBSITE

MARCH 2024

| DELIVERABLE INFORMATION | |
|----------------------------------|--|
| Author(s)/Organisation(s) | F6S |
| Document type | Deliverable |
| Document code | D4.4 |
| Document name | Project Website |
| Work Package / Task | WP4 Validation, dissemination, impact & innovation |
| Dissemination Level | Public (PU) |
| Status | Final |
| Delivery Date (GA) | 31 March 2024 (M3) |
| Actual Delivery Date | 31 March 2024 |

| DELIVERABLE HISTORY | | | |
|---------------------|---------|--------|------------------------------------|
| Date | Version | Author | Summary of main changes |
| 18/03/2024 | 0.1 | F6S | Structure of the document |
| 26/03/2024 | 0.2 | F6S | Draft version for review |
| 31/03/2024 | 1.0 | F6S | Final version ready for submission |



Co-funded by
the European Union



Funded by the European Union.

The project is supported by the Smart Networks and Services Joint Undertaking and its members.

Views and opinions expressed are however those of the author(s) only and do not necessarily reflect those of the European Union or Smart Networks and Services Joint Undertaking (SNS JU). Neither the European Union nor the granting authority can be held responsible for them.

Contents

| | | |
|----------|---|-----------|
| 1 | Introduction | 4 |
| 1.1 | <i>Website Location</i> | 4 |
| 1.2 | <i>Website Structure</i> | 4 |
| 1.2.1 | Home | 4 |
| 1.2.2 | Objectives & Approach | 5 |
| 1.2.3 | Updates & Events | 5 |
| 1.2.4 | Article Example | 6 |
| 1.2.5 | About Us..... | 7 |
| 1.2.6 | Results & Insights | 9 |
| 1.2.7 | Funding Acknowledgement and Disclaimer..... | 10 |
| 2 | Annexes | 11 |
| 2.1 | <i>Timeline for the website (for the project duration).....</i> | <i>11</i> |
| 2.2 | <i>Campaign to launch the website.....</i> | <i>13</i> |

Table of Figures

| | | |
|------------|--|----|
| Figure 1: | EXIGENCE HOMEPAGE..... | 4 |
| Figure 2: | OBJECTIVES & APPROACH PAGE | 5 |
| Figure 3: | UPDATES & EVENTS PAGE | 6 |
| Figure 4: | ARTICLE EXAMPLE PAGE..... | 7 |
| Figure 5: | ABOUT US PAGE | 8 |
| Figure 6: | ABOUT US PAGE - PARTNER OVERVIEW SECTION | 8 |
| Figure 7: | CONTACT FORM..... | 9 |
| Figure 8: | RESULTS & INSIGHTS PAGE..... | 10 |
| Figure 9: | FOOTER WITH FUNDING ACKNOWLEDGEMENT & DISCLAIMER STATEMENT | 10 |
| Figure 10: | TIMELINE OF WEBSITE UPDATES..... | 11 |
| Figure 11: | TABLE WITH PLANNED ITERATIONS..... | 13 |
| Figure 12: | PLANNED LINKEDIN CAMPAIGN..... | 13 |

1 INTRODUCTION

This document presents a written summary of the deliverable D4.4 Project Website, of type DEC, Websites.

1.1 WEBSITE LOCATION

The address of the website is <https://projectexigence.eu/>

1.2 WEBSITE STRUCTURE

The website is structured with a main menu for the key pages:

Home, Objectives & Approach, Updates & Events, About Us and Results & Insights.

1.2.1 HOME

This is the main landing page. As the first encounter with the project, this page introduces the project's mission, and showcases the latest updates and results achieved within the project with easy navigation to the subpages.

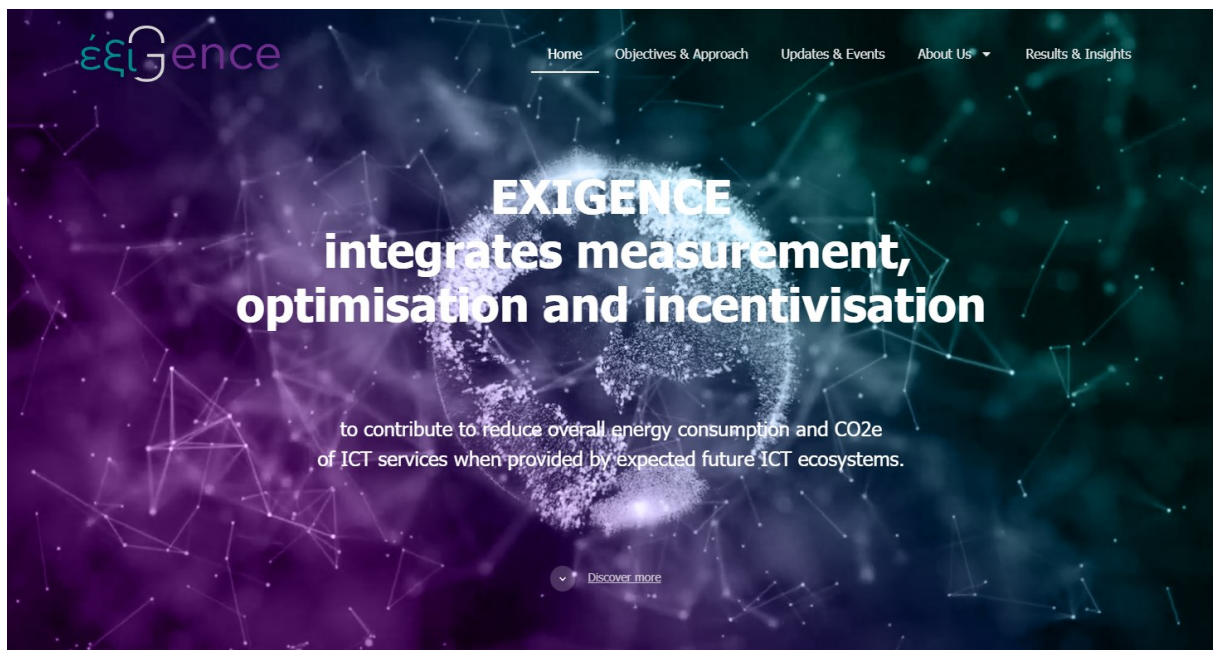


Figure 1: EXIGENCE HOMEPAGE

1.2.2 OBJECTIVES & APPROACH

This page outlines the project’s ambitions, objectives and key results. As EXIGENCE is a research project, this page will see several iterations, as milestones and deliverables are achieved. This is elaborated on in the [Annex Timeline](#).

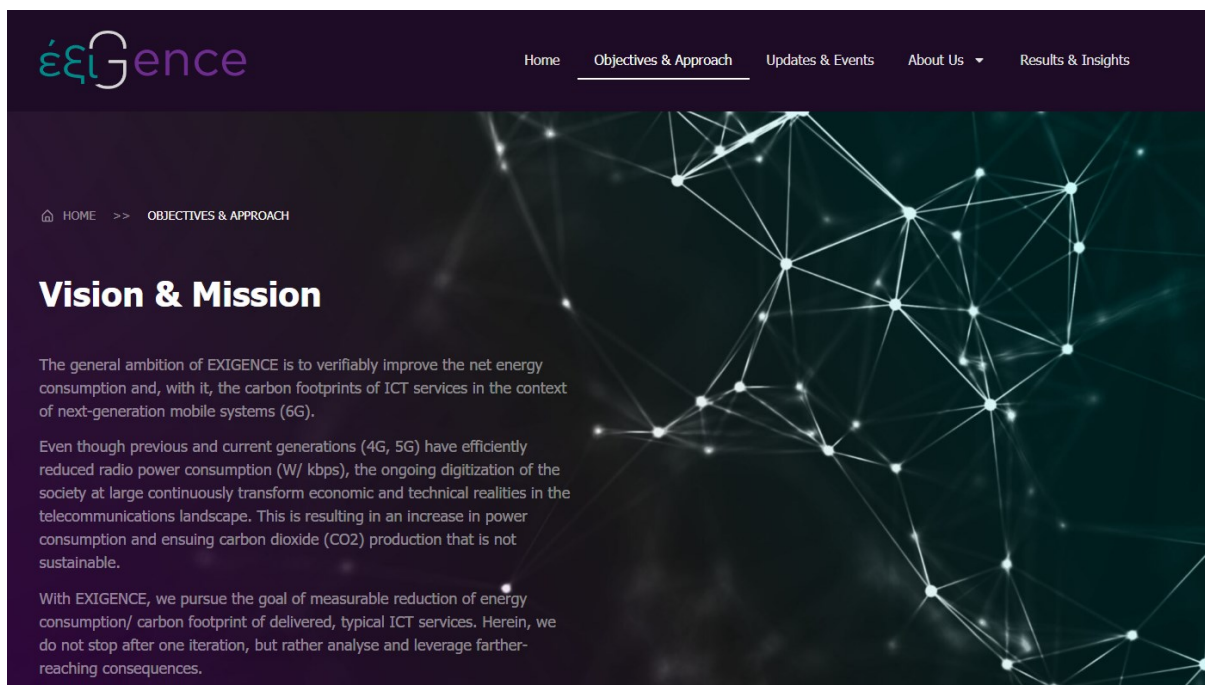


Figure 2: OBJECTIVES & APPROACH PAGE

1.2.3 UPDATES & EVENTS

This page features an overview of (news) articles that will be published during the project, for example, about project meetings, events the consortium partners are attending and other relevant updates.

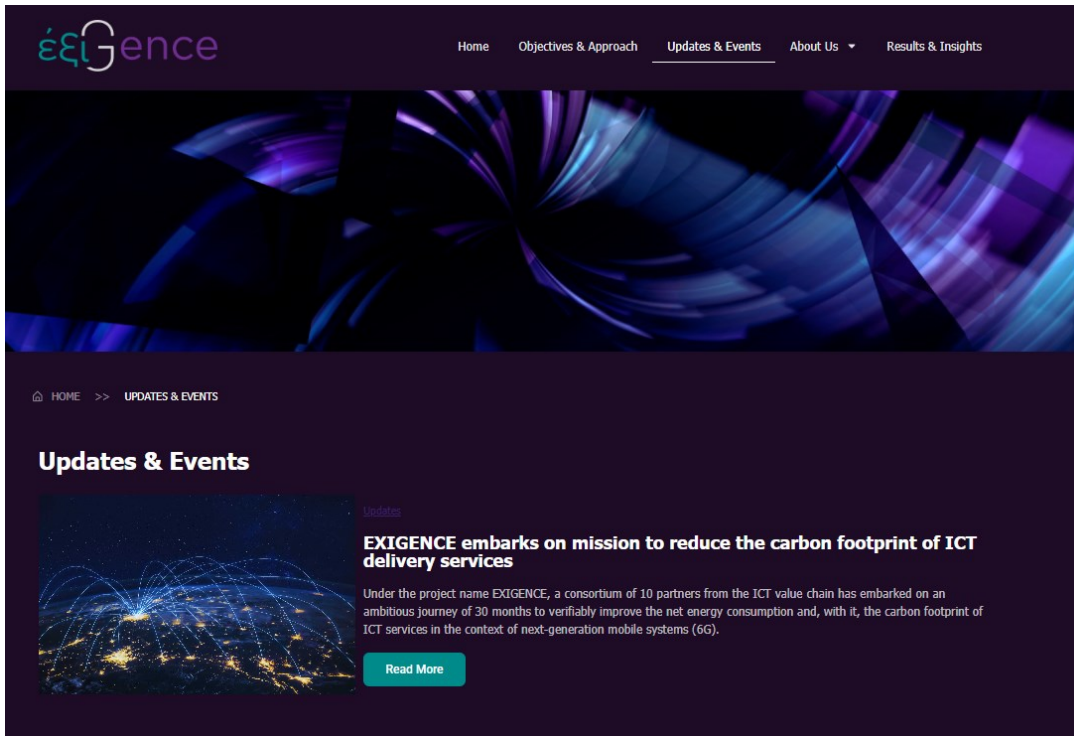


Figure 3: UPDATES & EVENTS PAGE

1.2.4 ARTICLE EXAMPLE

During the project, news, updates and results will be added to the website. These article pages can also include images, visuals and/or video.

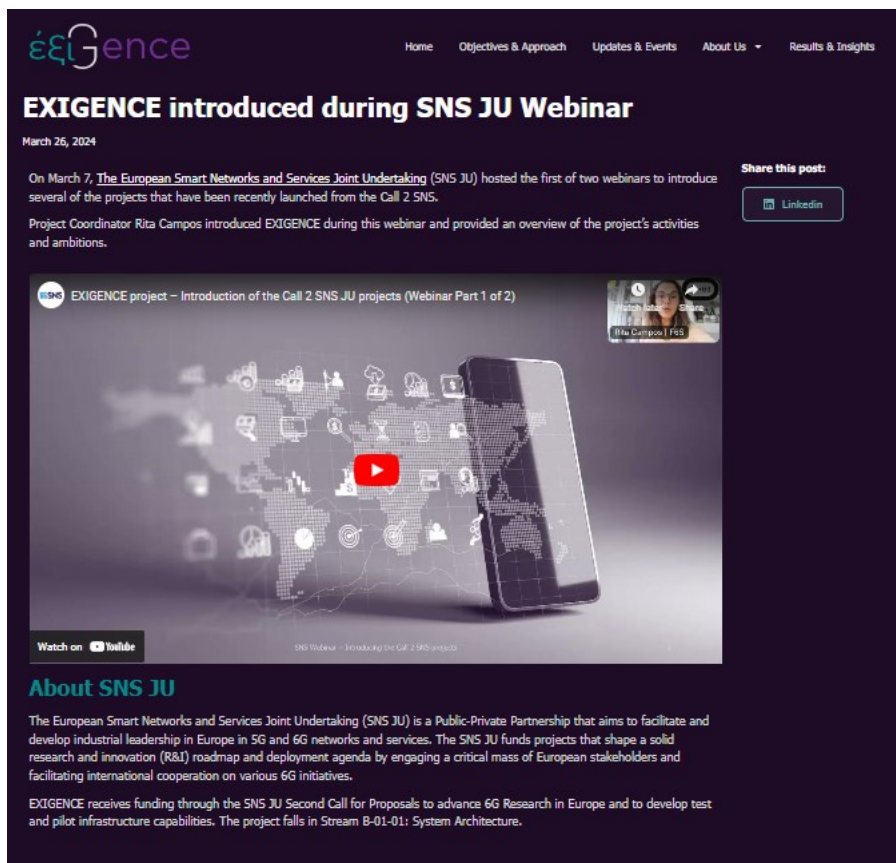


Figure 4: ARTICLE EXAMPLE PAGE

1.2.5 ABOUT US

This page showcases the project partners and all the individual team members involved. It also includes a page with a contact form.

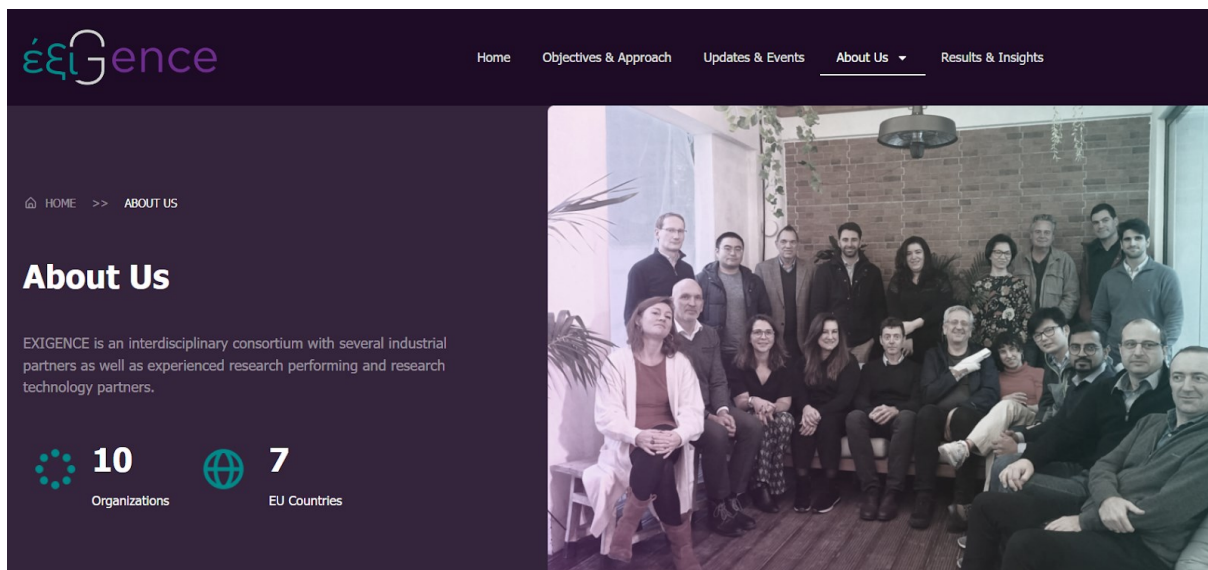


Figure 5: ABOUT US PAGE




Figure 6: ABOUT US PAGE - PARTNER OVERVIEW SECTION

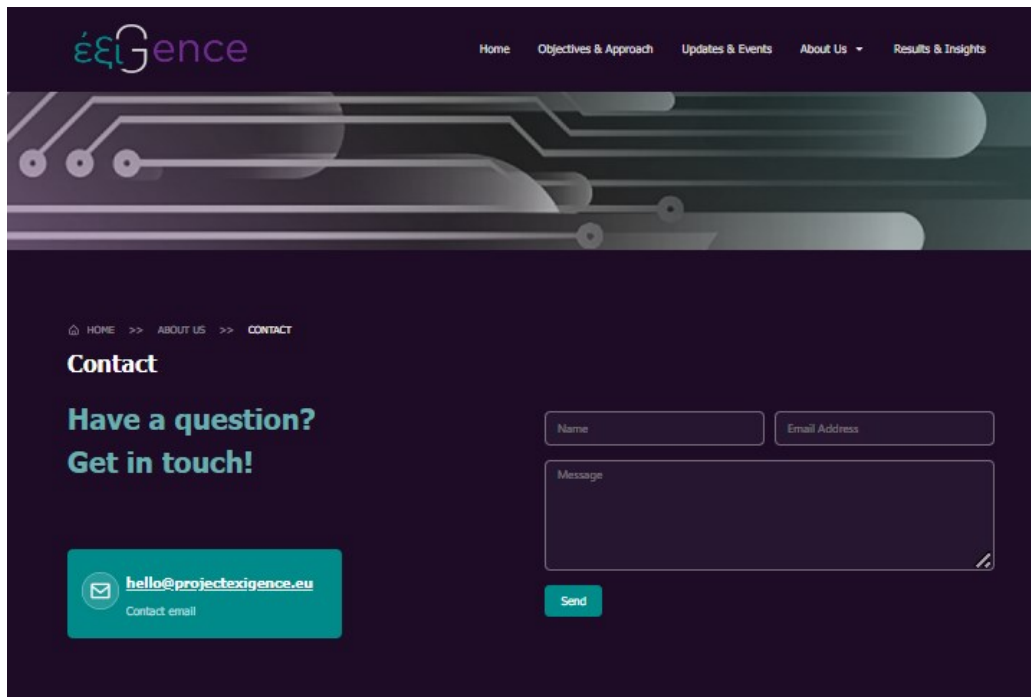


Figure 7: CONTACT FORM

1.2.6 RESULTS & INSIGHTS

On this page, there will be an overview of the outcomes of the projects. The publications will be categorised according to type, i.e. Papers & Articles, Scientific Publications, Presentations, Datasets, Standards Contribution and Project Deliverables to facilitate navigation. Tags will also be given to each publication based on the topic.

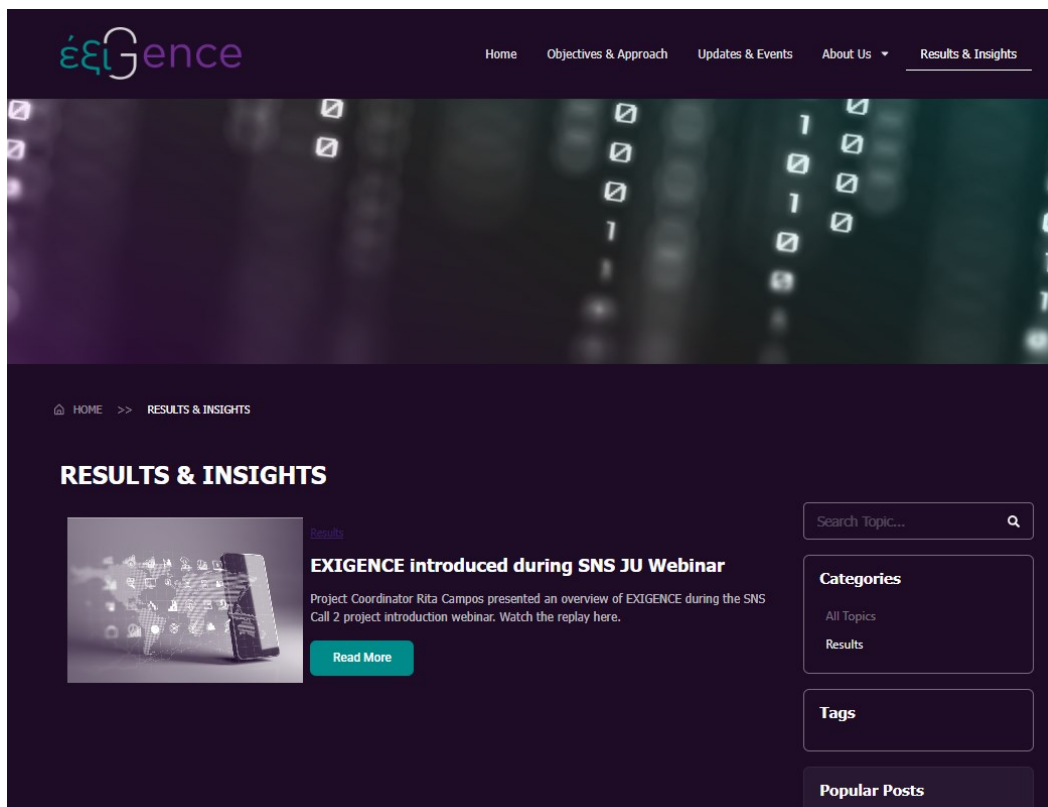


Figure 8: RESULTS & INSIGHTS PAGE

1.2.7 FUNDING ACKNOWLEDGEMENT AND DISCLAIMER

Embedded in the footer, the funding acknowledgement and disclaimer are present on every page and article published on the website. The footer also displays links to the project’s LinkedIn and contact email.

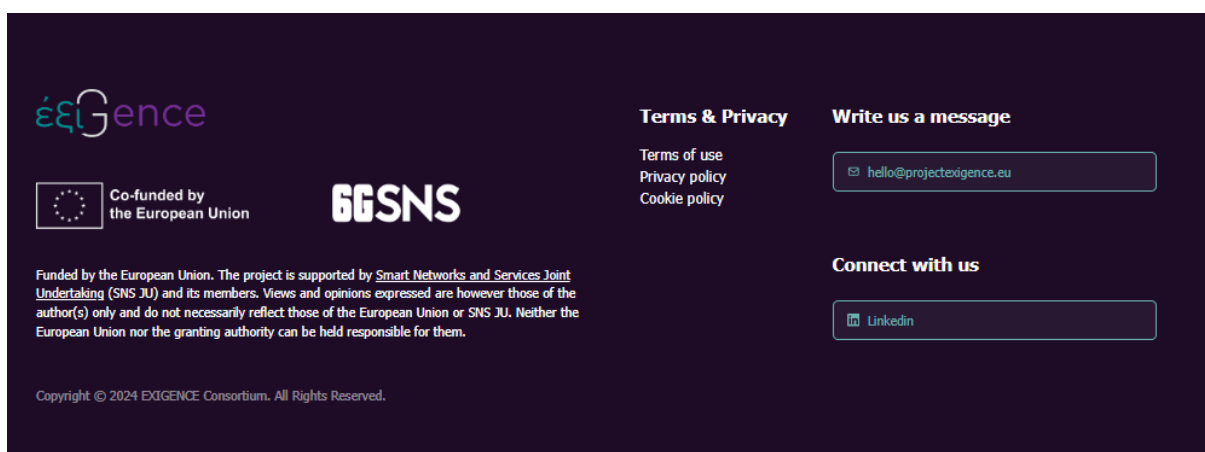


Figure 9: FOOTER WITH FUNDING ACKNOWLEDGEMENT & DISCLAIMER STATEMENT

2 ANNEXES

2.1 TIMELINE FOR THE WEBSITE (FOR THE PROJECT DURATION)

The current document presents the website at its launch time.

The updates & events page will provide continuous updates with announcements, news articles and events. Project deliverables, and other project outputs in document form will be published on the results & insights page.

In addition, the website itself will have several major reviews, where we will add content and update core pages related to the project’s deliverables and milestones.

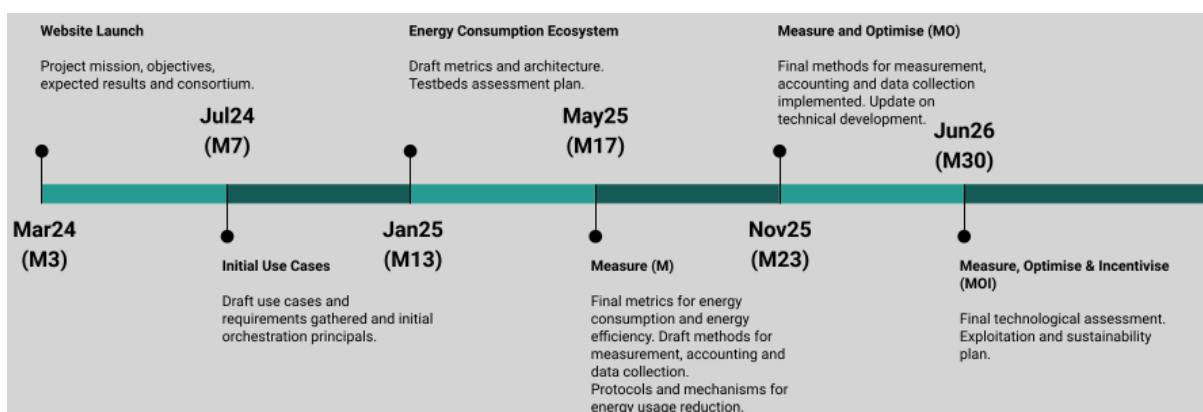


Figure 10: TIMELINE OF WEBSITE UPDATES

| Iteration | Name | Planned Content | Project Results |
|---------------------------|------------------------------|---|---|
| July 2024 (M7) | Initial Use Cases | Update page "Objectives & Approach" with: Section on User Stories / Scenarios (with visuals) Adding subpages with initial introductions of the project main pillars: "Measuring" (Text & visuals) "Optimising" (Text & visuals) "Incentivising" (Text & visuals) | MS1 Draft Use Cases/Requirements MS6 Control plane and orchestration principals |
| January 2025 (M13) | Energy Consumption Ecosystem | Update of page "Objectives & Approach" with: Visual representation (illustration) of the Energy Consumption Ecosystem Update of use Stories / Scenarios (with visuals) | D1.1 Energy Consumption Ecosystem D1.2 Use Cases and Requirements (Intermediate) D1.3 Draft Functional Architecture |

| Iteration | Name | Planned Content | Project Results |
|----------------------------|-------------------------|--|--|
| May 2025 (M17) | Measure (M) | <p>Expansion of page "Objectives & Approach" (and subpages)</p> <p>Text and visuals providing an overview and explanation of the metrics (D2.1 & MS3) and the methodology for measuring.</p> <p>Explainer video on the metrics for energy consumption and efficiency metering, showcasing one of the testbeds</p> | <p>D3.1 First report on protocols and mechanisms for energy usage reduction</p> <p>MS7 Technical developments progress</p> <p>D2.1 Metrics for energy consumption and efficiency metering</p> <p>MS3 Final Metrics for energy consumptions and energy efficiency metering developed</p> <p>MS4 Draft methods for measurement, accounting and data collection/exchange implemented and ready for final assessment</p> |
| November 2025 (M23) | Measure & Optimise (MO) | <p>& Update of page "Objectives & Approach" with:</p> <p>Final User Stories / Scenarios (with visuals)</p> <p>Explainer video on the metrics for energy consumption and efficiency metering, showcasing testbed 1 (Portugal / Slovenia)</p> <p>Explainer video of data observation and methodology and process for data collection; showcasing testbed 2 (Portugal / Slovenia)</p> | <p>D4.2 Preliminary technological assessment</p> <p>MS9 Preliminary technological assessment</p> <p>D1.4 Final Deliverable on Use Cases/requirements</p> <p>MS8 Technical developments progress (update)</p> <p>D2.2 Energy consumption and production metering and data observability methods</p> <p>D2.3 Measurement, accounting and data collection layer methods for energy consumption and production</p> <p>MS5 Final methods for measurement, accounting and data</p> |

| Iteration | Name | Planned Content | Project Results |
|------------------------|---------------------------------------|--|--|
| | | | collection/exchange implemented and ready for final assessment |
| June 2026 (M30) | Measure, Optimise & Incentivise (MOI) | Final revision of visual representation (illustration) of the Energy Consumption Ecosystem and System Architecture Update page Incentivise, visuals to show how data is presented at the user level in predefined use cases | D1.5 Final System Architecture D3.2 Final report on protocols and mechanisms for energy usage reduction (update) D4.3 Final technological assessment MS10 Final technological assessment D4.6 Dissemination Report D4.8 Innovation and Exploitation Activities Report |

Figure 11: TABLE WITH PLANNED ITERATIONS

2.2 CAMPAIGN TO LAUNCH THE WEBSITE

A project website launch campaign will be executed on LinkedIn on Thursday, April 4. EXIGENCE project LinkedIn page will post (see below) and all the partners have been asked to simultaneously 'repost' on their own LinkedIn company page and/or personal accounts.

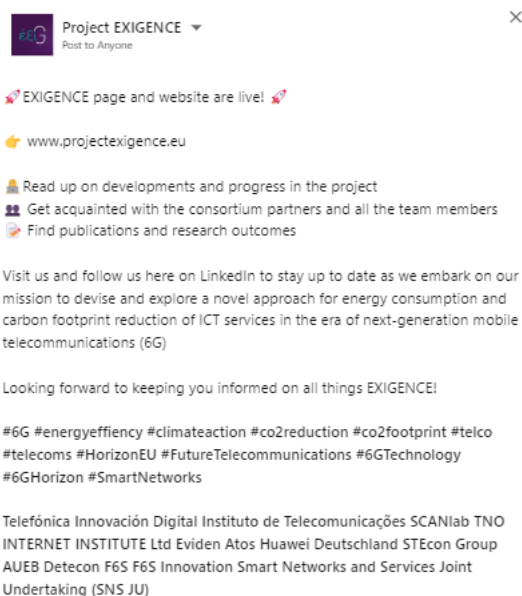


Figure 12: PLANNED LINKEDIN CAMPAIGN